

Kent County Council

Core Monitoring Report

Indicators relating to Services in the Communities Directorate

**Including Information up to the end of
June 2010**



Contents and Summary

Description	Page	Current Status	Previous Status
Key to RAG (Red/Amber/Green) status and DoT (Direction of Travel) ratings	3		
Communities			
Managing Director's Commentary	4-5		
Libraries	6	Amber	Amber
Kent apprenticeships - KCC	7	Green	Green
Kent apprenticeships - other organisations	7	Amber	Amber
New entrants to the youth justice system	8	Green	Green
Young offenders in education, employment and training	9	Amber	Amber
Adult education enrolments	10	Green	Amber
Sports participation – adults	11	Amber	Amber
Sports participation - children	11	Amber	Amber
Problem drug users in treatment	12	Green	Green
Supporting People – people achieving independent living	13	Green	Green

Key to RAG (Red/Amber/Green) and DoT (Direction of Travel) ratings

		RAG Ratings
Green	★	Performance exceeding local targets where set or significantly better than most recently published national average
Amber	●	Performance not significantly different most recently published national average or close to but not exceeding local targets
Red	▲	Performance significantly behind local targets where set or significantly worse than most recently published national average
N/a		Data not available in order to assess performance (e.g. no specific target set and/or awaiting national comparative data)
		DoT Ratings
	↑	Improvement in performance or change in activity levels with a positive impact on budgets and resources
	↓	Fall in performance or change in activity levels with a negative impact on budget and resources
	↔	No change in performance or activity levels

KCC Core Monitoring

Communities Directorate

Managing Director's Commentary

The Communities directorate, like other parts of KCC and public sector agencies, has been working in a time of rapid change in the past few months. In-year grant reductions have either already occurred or are anticipated. For example, the Supporting People Administration Grant, worth £730k has disappeared; there has been a 10% reduction of the Safer and Stronger Communities Fund; Adult Education is anticipating a reduction of approximately £500k; the Youth Capital Fund has been reduced by 50%, in addition to the Youth Opportunity Fund being reduced and de-ringfenced; and the Sport, Leisure & Olympics Service is facing a grant reduction of over £70k. Looking ahead, much focus is on preparations for delivering a very tough Medium Term Plan for the 2011-2014.

On a positive note, several Services have received external evaluation / inspection in recent weeks:

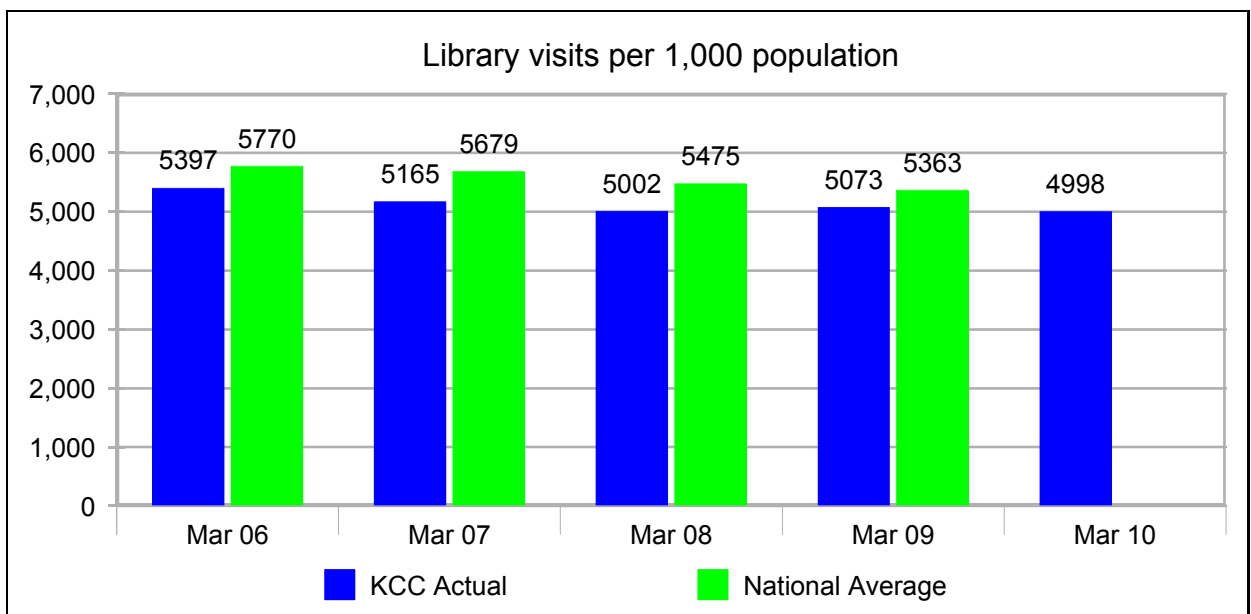
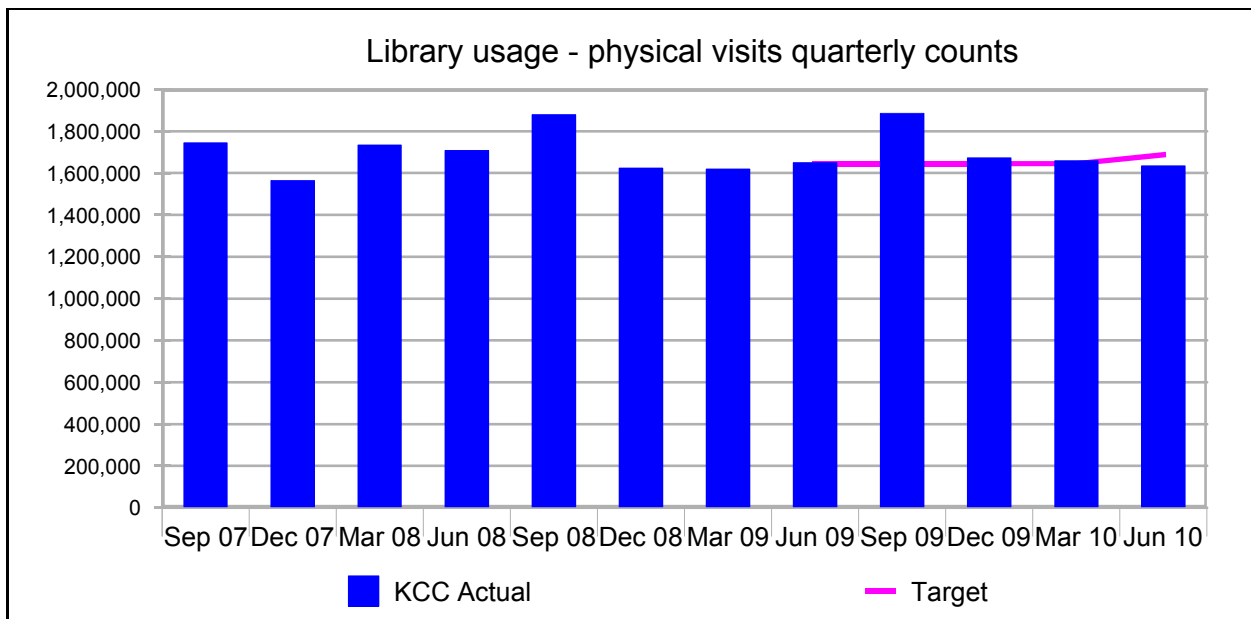
- The week commencing 21 June saw an Ofsted inspection of the Community Learning & Skills Service, as a provider of Adult and Community Learning. The inspection report was published on 30 July and is very positive. Overall effectiveness of provision was graded as “Good” with “Good” capacity to improve. Inspectors commented that learners achieve qualifications well; there is good quality teaching, coaching and learning; courses are well managed; and learners develop good skills, often to a professional standard
- The national Youth Justice Board conducted a review of quality and performance of youth justice services both provided and co-ordinated by the Youth Offending Service in early 2010, reporting findings to the county Youth Justice Board in July. YOS has been assessed by the Youth Justice Board as performing well both in terms of the quality of the youth justice services delivered and when compared on most of the measures in the Youth Justice Board performance framework with Teams in the same comparator family
- The Library Service, which has held Chartermark Status since 1992, has been successfully accredited with the Customer Service Excellence Standard, which tests in great depth those areas that research has indicated are a priority for customers, with particular focus on delivery, timeliness, information, professionalism, staff attitude and developing customer insight.

The following pages feature performance and activity against the agreed Core Monitoring indicators, with commentary featured under each graph. Performance is either above or close to target for almost all indicators. Points worth highlighting are set out below:

- Local and national data is showing a reduction (improvement) in the number of *first time entrants to the youth justice system* across all districts in the county, indicating a positive outcome from various prevention initiatives, particularly involving the Police

- Ensuring young people are in *education, training & employment (ETE)* is one of the key factors in reducing the risk of young people offending. Approximately 70% of young people known to the Youth Offending Service are in ETE; this is in line with national average and slightly better than statistical neighbours. However, this is still below the Youth Justice Board's national aspiration and work is ongoing to improve the rate in Kent
- *Physical Visits to Libraries*: Library modernisation schemes continue to progress. Modernised libraries have seen increases in footfall, and CIPFA comparator information shows that physical visits per 1,000 population in Kent increased in 2008/09, while the English Counties total decreased. Stanhope and Folkestone Libraries are scheduled to open before the end of summer, while the modernisation of Deal library is due to begin in the coming weeks. As a result of the modernisation programme, several libraries have temporarily re-located and this may well lead to an impact on loans and footfall
- The number of KCC *apprenticeships* taken on over the past four years has comfortably exceeded the target set at the beginning of the Towards 2010 period. Data is currently being gathered from other Training Providers in Kent to produce the final figure for apprenticeships taken on by other public and private sector organisations. This will be reported in KCC's Towards 2010 Annual Report in the autumn
- The latest Active People Survey results (April 2009 to April 2010) show little change in the level of *adult participation in sport and active recreation* in the County. Performance is slightly behind target but it is hoped that the outcomes of partnership initiatives will start to come through during the remaining 14 months of measurement. However, it is likely that the tough economic climate will mean a reduction in resources available to fund initiatives in the county in the coming year(s).

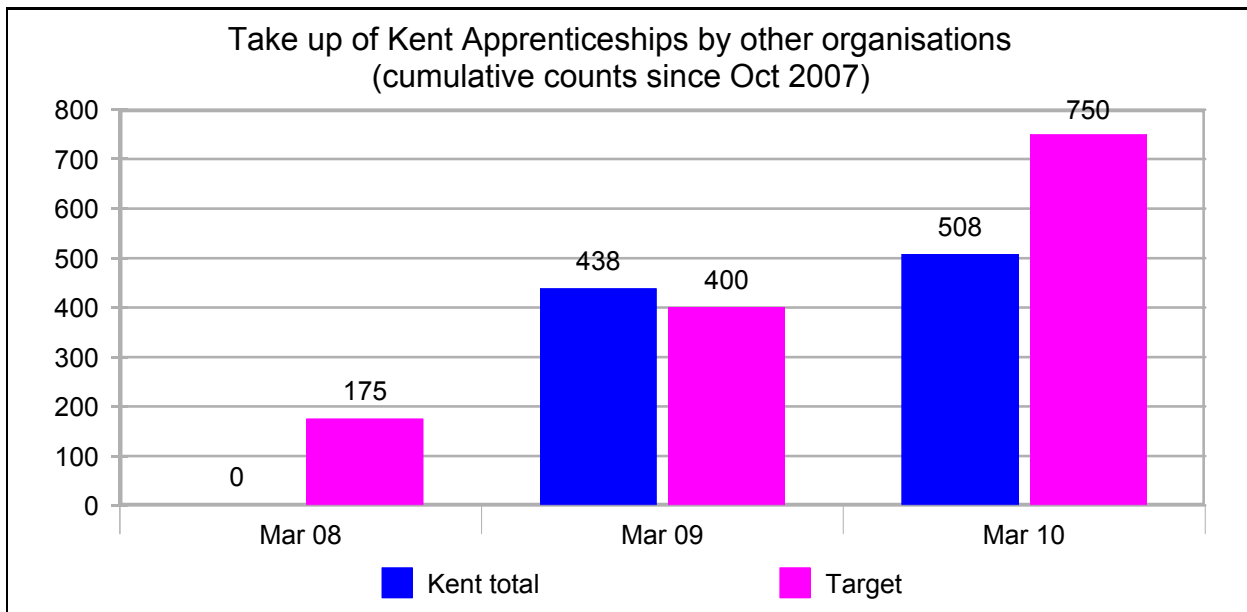
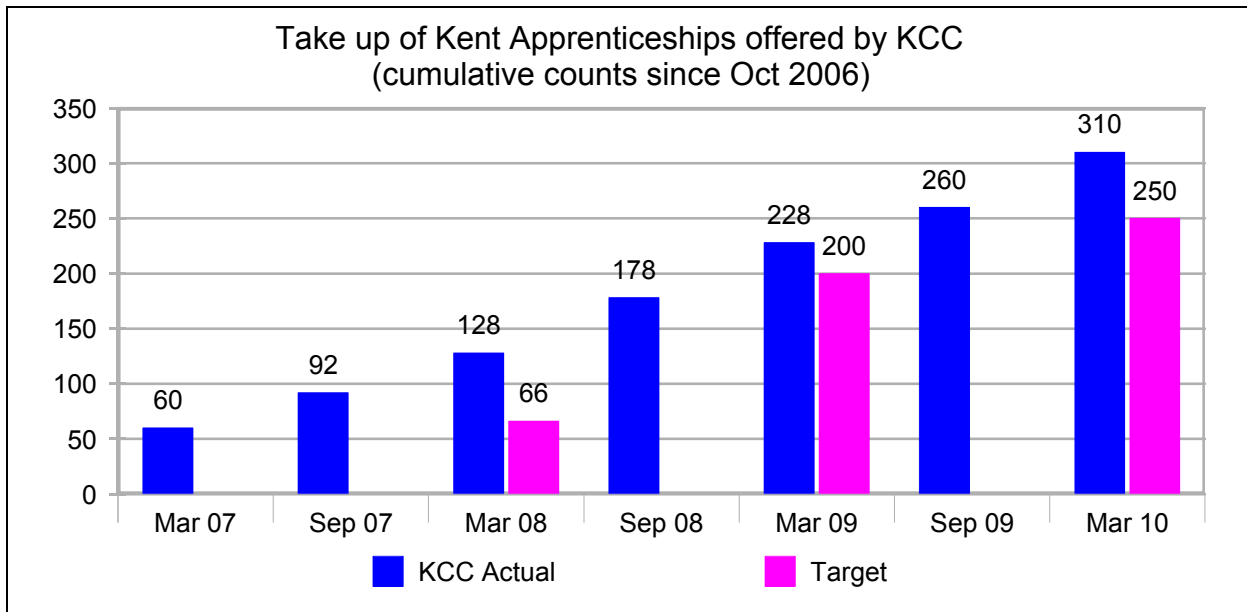
Amanda Honey
Managing Director
Communities Directorate



	Current RAG	Previous RAG	Current DoT	Previous DoT
Library visits (physical visits)	●	●	↓	↓

Comments :
 Footfall in Libraries has held up well despite being affected by several temporary library re-locations as part of the modernisation programme. There was an increase in library activities such as Reading Clubs and Baby Bounce & Rhyme Time during 2009/10, as well as usage of Library PCs. There were 1.2 million 'virtual visits' to Libraries during 2009/10.

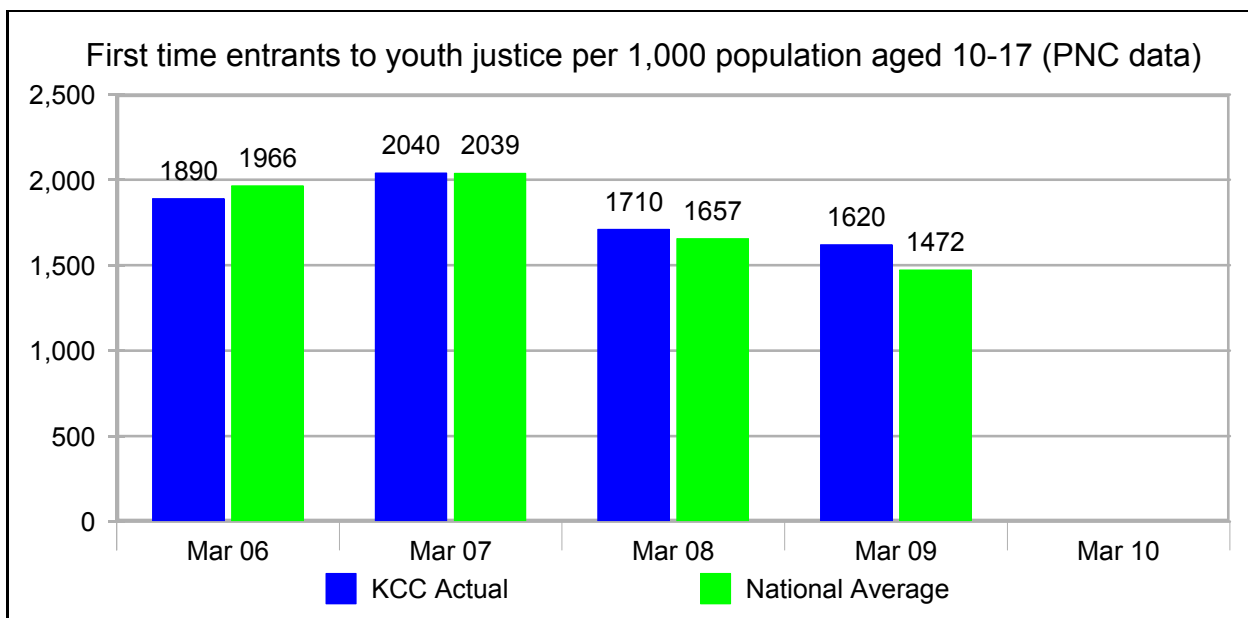
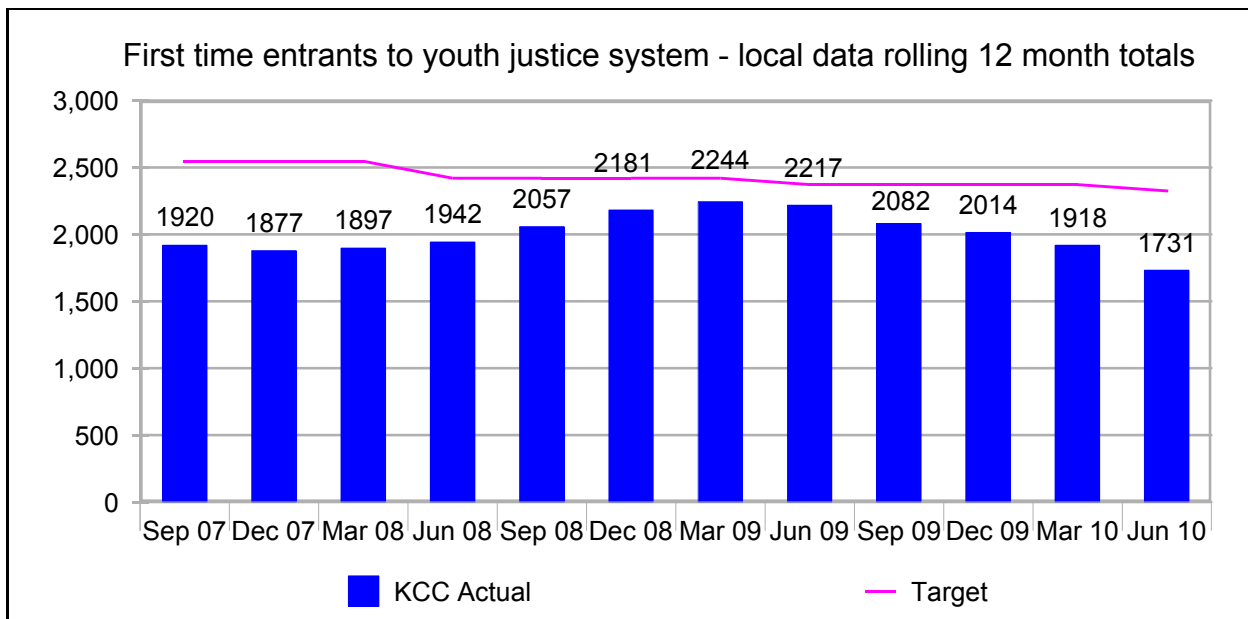
Kent closed the gap to the national average for visits to libraries in 2008/09, with Kent showing an increase against a national reduction.



	Current RAG	Previous RAG	Current DoT	Previous DoT
KCC Apprenticeships	★	★	↑	↑
Kent Apprenticeships with other organisations	●	●	↑	↑

Comments :
 KCC apprenticeships have surpassed the 250 target comfortably.

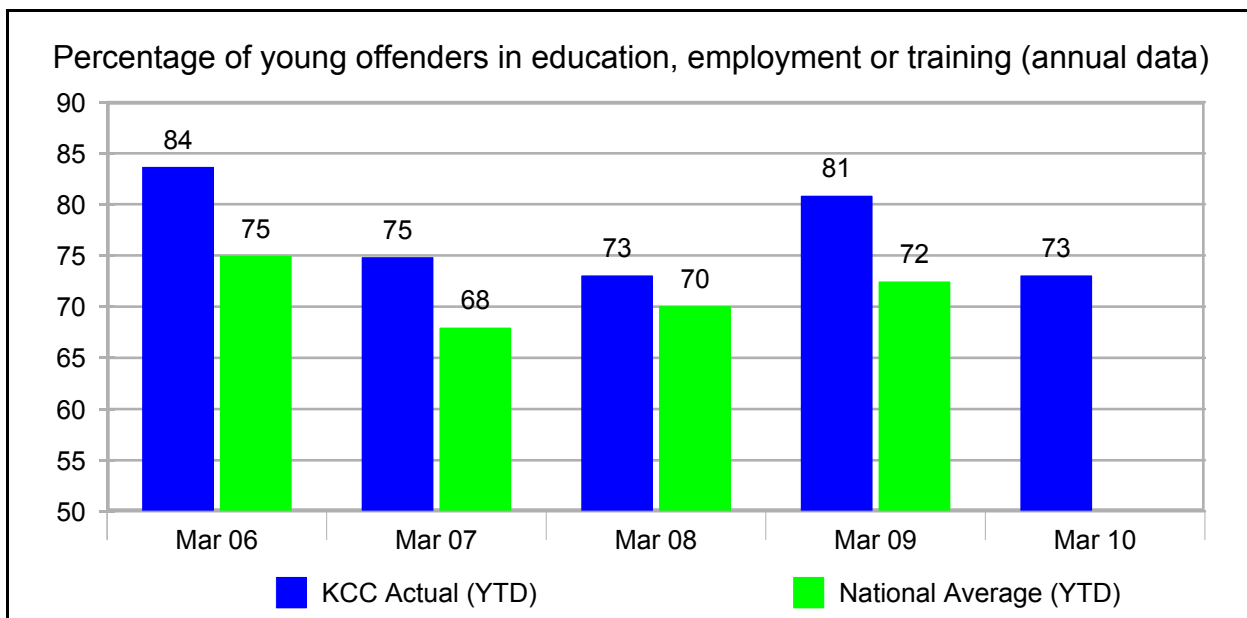
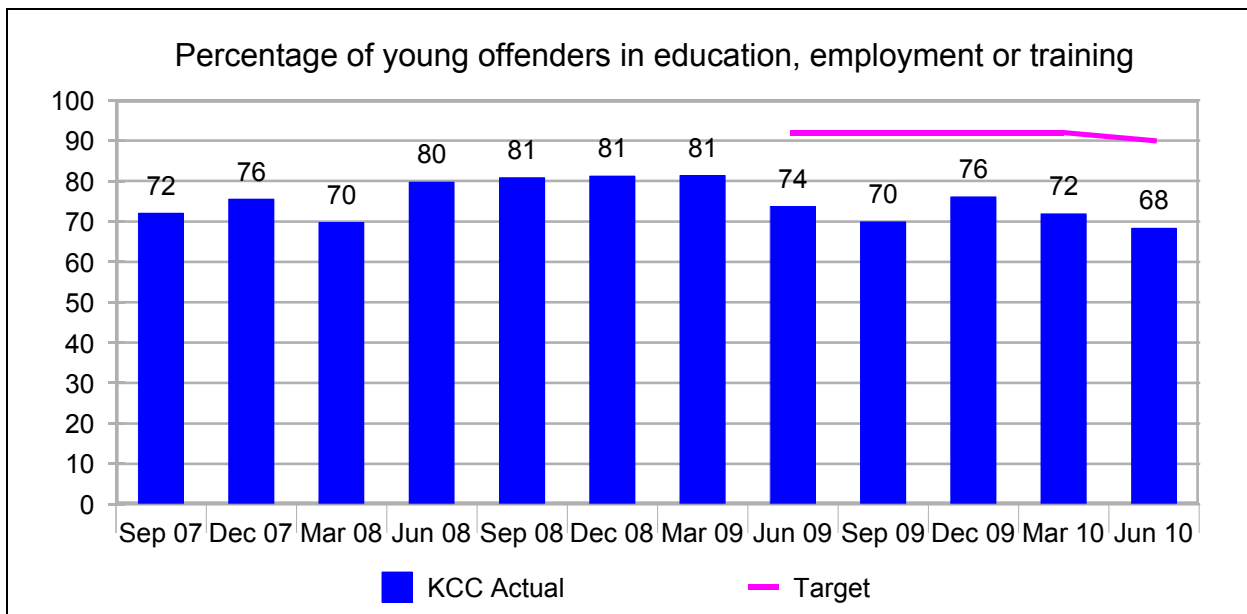
Data for Kent Apprenticeships other organisations is provisional and final data is being collected from Training Providers to be reported in September. The target of 750 is from the Towards 2010 programme and new apprenticeships starting at any date before the final progress report in October will be counted towards this target.



	Current RAG	Previous RAG	Current DoT	Previous DoT
First time entrants to youth justice system	★	★	↑	↑

Comments :
 Both local and national data shows a reduction in the number of first-time entrants to the youth justice system in Kent. The quarterly data is based on local records while the annual figures are based on the Police National Computer (PNC). Kent rates were above national average for the year to March 2009. National data for the year to March 2010 will be available in November.

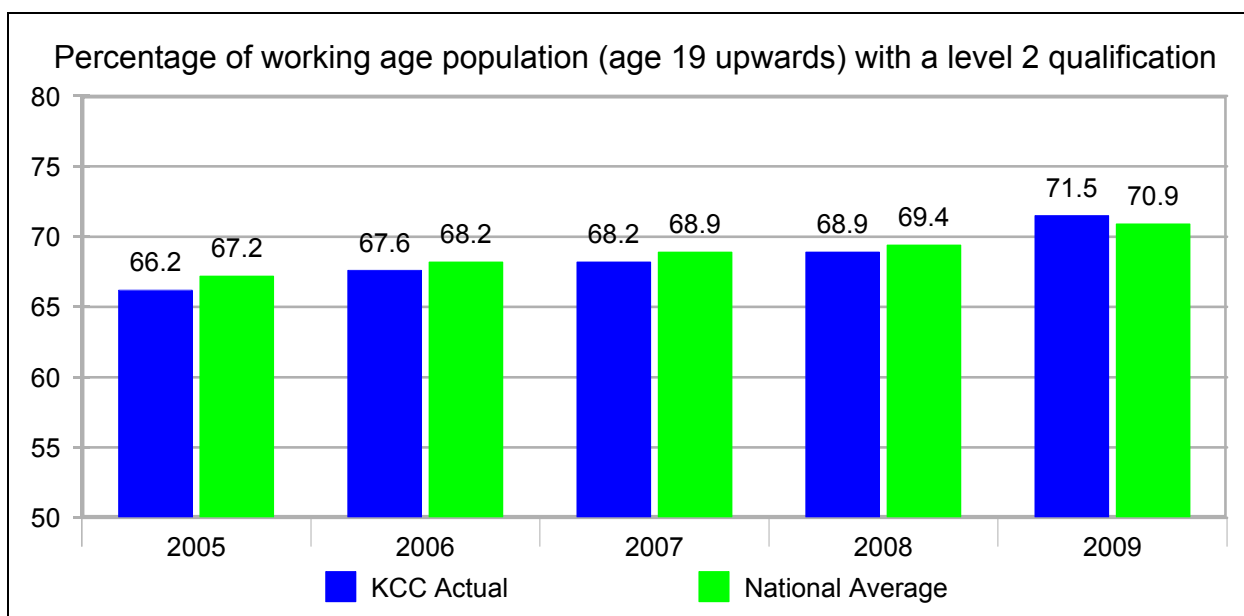
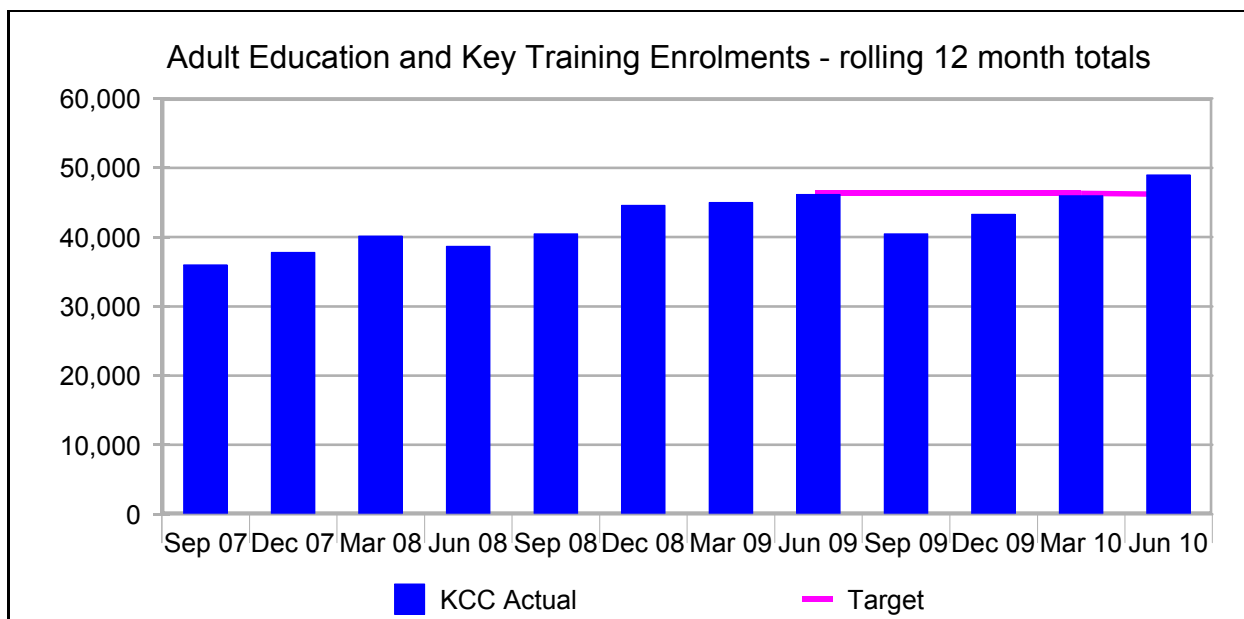
Restorative justice developments are due for countywide implementation by Kent Police during 2010, and will include support for the diversion of children and young people from the youth justice system.



	Current RAG	Previous RAG	Current DoT	Previous DoT
Young offenders in education, employment and training	●	●	↓	↓

Comments :
 The target level shown is the national Youth Justice Board target and not a local target.

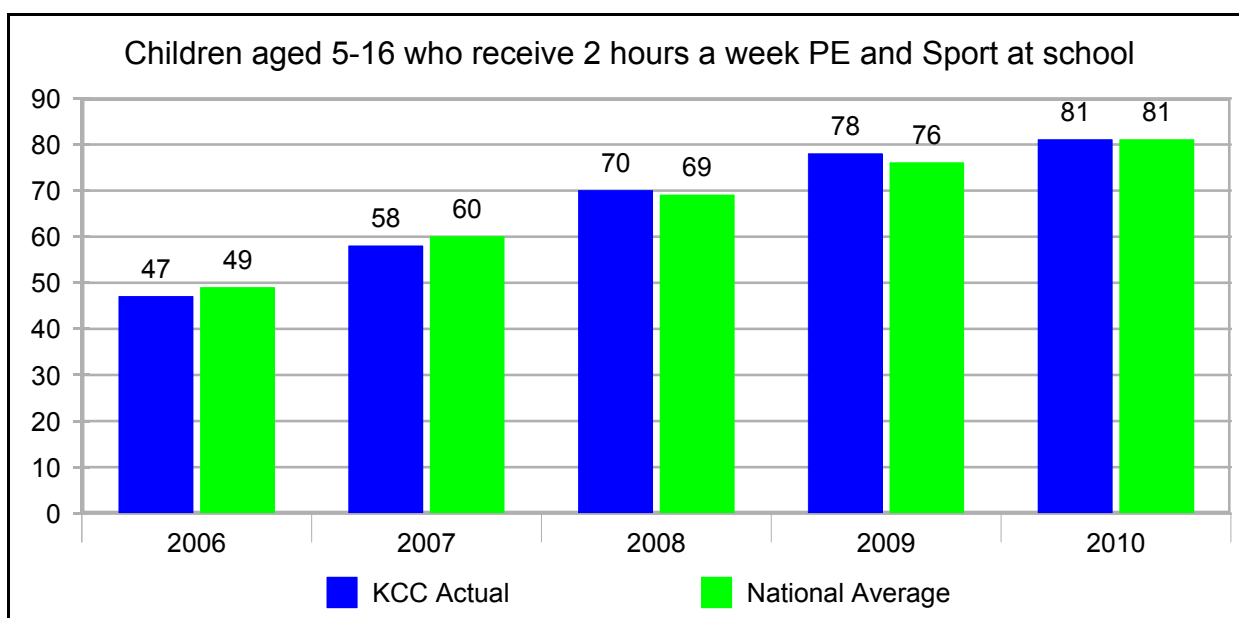
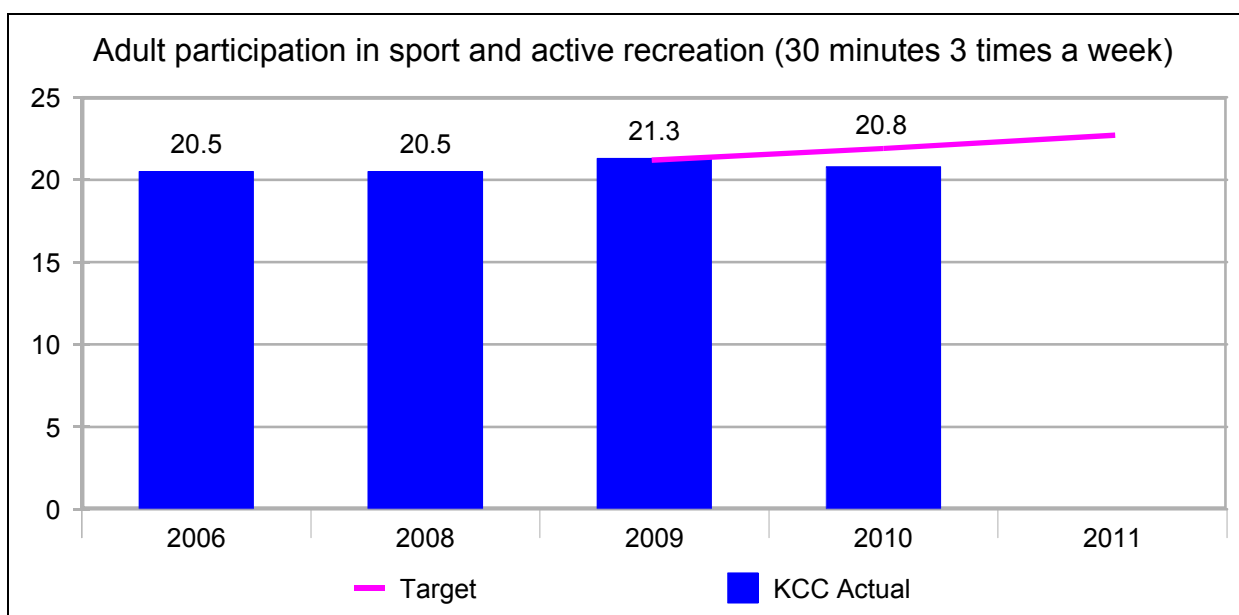
Despite a drop in performance in the last year and with results somewhat behind the national target, this indicator is assessed as amber, due to Kent having better performance than the national average for the last four years.



	Current RAG	Previous RAG	Current DoT	Previous DoT
Adult education and key training enrolments	★	●	↑	↑

Comments :
 All enrolments on Adult Education and KEY Training (fee paying and non fee paying) courses exceeded target by 2.6% for the period April to June 2010.

Recent data for calendar year 2009 shows that for the first time in five years, a higher percentage of Kent working age population has a level 2 qualification than is the case nationally.

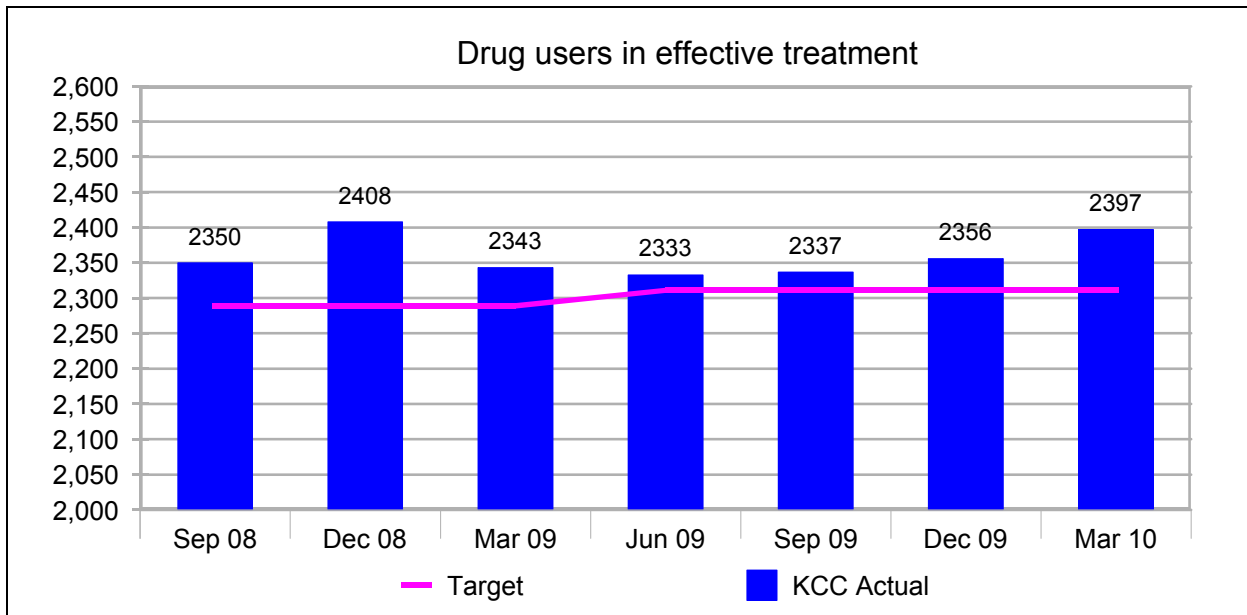


	Current RAG	Previous RAG	Current DoT	Previous DoT
Adult sports	●	●	↓	↑
Children's sports	●	●	↑	↑

Comments :
 Both indicators above are based on national surveys. There was no adult sports survey in 2007.

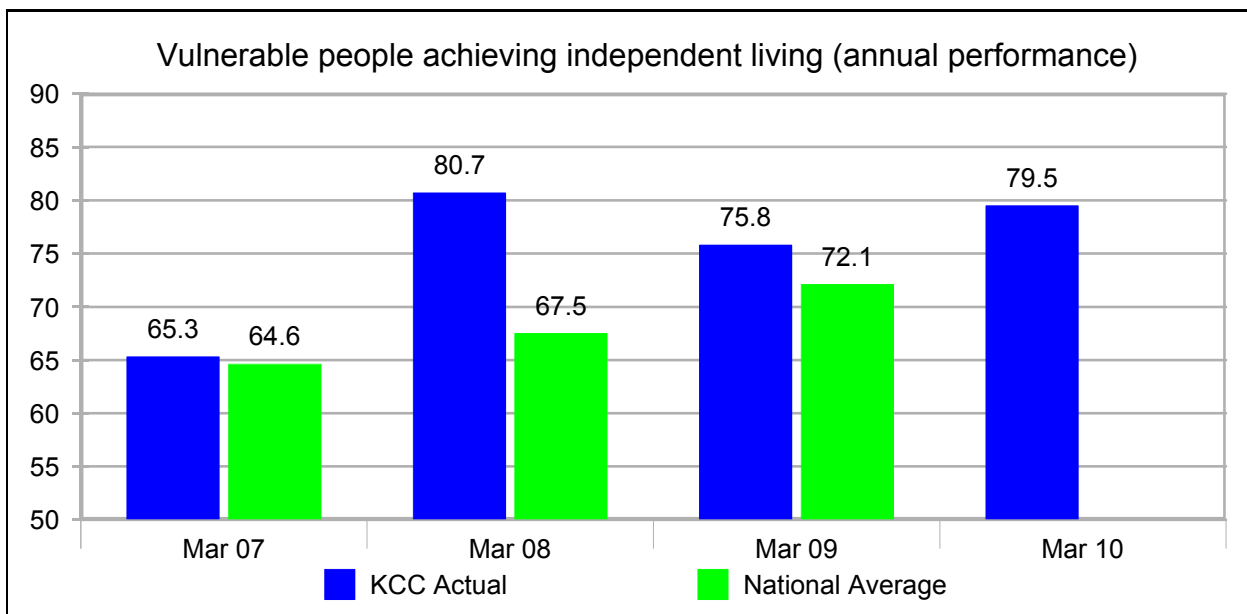
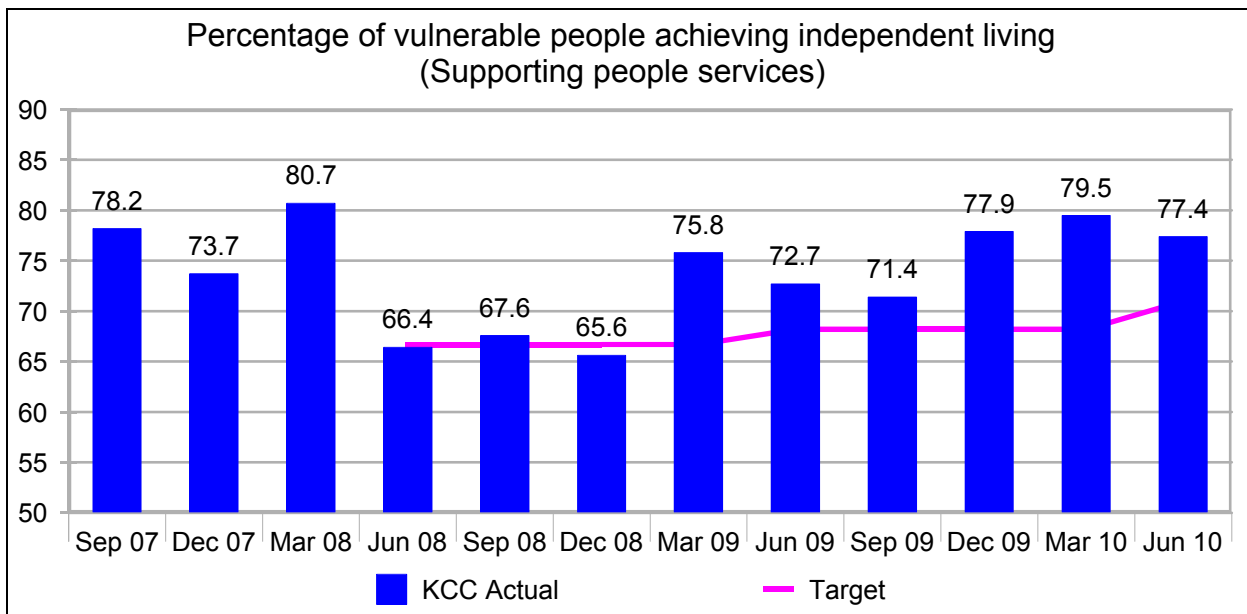
Adult Participation in Sport is an LAA target. Latest data shows a marginal decline in reported participation, although not enough to be of significant concern at this stage. However it is possible that grant reductions could impact on the number of initiatives running in the county.

For Children's Sport provided within the school curriculum Kent continues to improve in line with national trends.



	Current RAG	Previous RAG	Current DoT	Previous DoT
Drug users in effective treatment	★	★	↑	↑

Comments :
 Totals are 12 month rolling figures. The number of drug users in treatment for 12 weeks is currently ahead of final Kent Agreement target levels, although performance needs to be maintained through to March 2011.



	Current RAG	Previous RAG	Current DoT	Previous DoT
People achieving independent living following housing support	★	★	↓	↑

Comments :
 This indicator is a Local Area Agreement target. Performance continues to remain above target and above the national average.

NB – Data from December 2009 to June 2010 is provisional and subject to revision following publication of national data by CLG later in the year.